

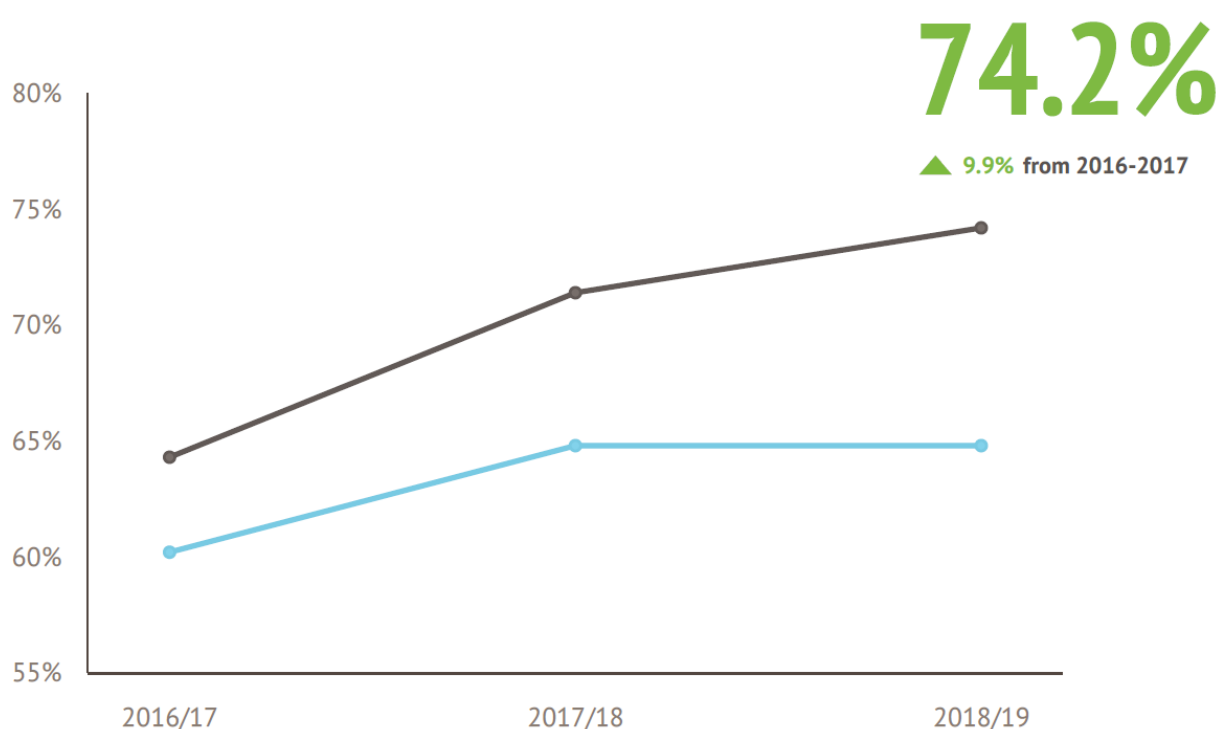
Key stage 2 (Year 6) Results 2018/19

Key Stage 2

Achieving Expected Standard: Core Subjects

Attainment: At Dewhurst St Mary CofE Primary School 74.2% of students achieve the expected standard in Reading, Writing & Maths. This is 9.4% higher than the national average.

Trend: The percentage of students achieving the expected standard in Reading, Writing & Maths at Dewhurst St Mary CofE Primary School has risen by an average rate of 5.0% per year since 2017. Overall, at Dewhurst St Mary CofE Primary School the percentage achieving the expected standard in Reading, Writing & Maths has increased by 9.9% over the past 3 years.



Key	2016/17	2017/18	2018/19	Trend
— School	64.3%	71.4%	74.2%	▲ 9.9
— National	60.2%	64.8%	64.8%	▲ 4.6
School vs. National	4.1%	6.6%	9.4%	

Cohort size = 31

Reading Attainment and Progress

Key Stage 2

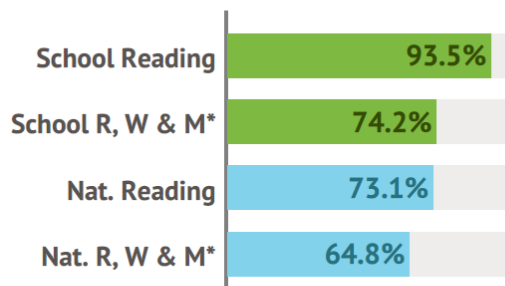
Attainment in Reading

Pupils Achieving Expected Standard: Reading

93.5%

▲ 11.4% from 2017/18
▲ 22.1% from 2016/17
82.3% 3 year average

Cohort size = 31



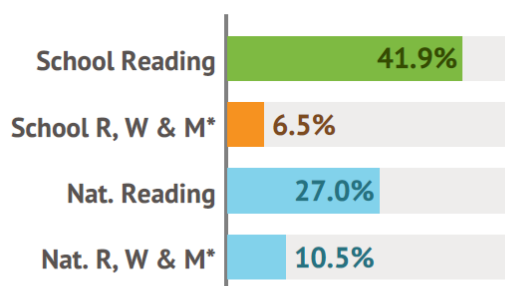
At Dewhurst St Mary CofE Primary School 93.5% of pupils achieve the expected standard in Reading. This is 19.3% more than the average across Reading, Writing & Maths, 20.4% higher than the national Reading average and 28.7% higher than the national average for Reading, Writing & Maths average.

Pupils Achieving Higher Standard: Reading

41.9%

▲ 16.9% from 2017/18
▲ 16.9% from 2016/17
30.6% 3 year average

Cohort size = 31



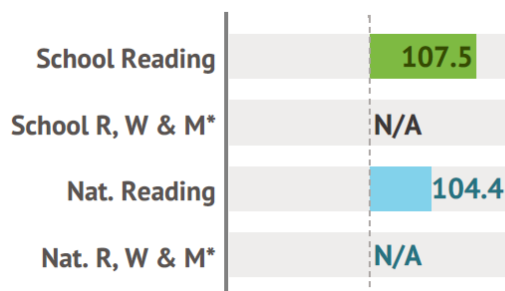
At Dewhurst St Mary CofE Primary School 41.9% of pupils achieve a high scaled score in Reading. This is 35.4% higher than the average across Reading, Writing & Maths, 14.9% higher than the national Reading average and 31.4% higher than the national average for Reading, Writing & Maths average.

Average Scaled Score: Reading

107.5

▲ 2.5 from 2017/18
▲ 2.3 from 2016/17
105.9 3 year average

Cohort size = 31



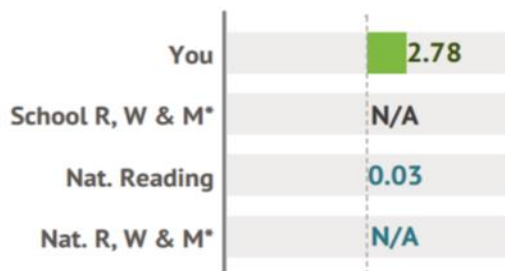
At Dewhurst St Mary CofE Primary School the Average Scaled Score for Reading is 107.5 points. This is 3.1 points more than the national Reading average. This measure does not exist for all core subjects at school or national level.

Overall Progress Score: Reading

2.78

▲ 3.29 from 2017/18
▲ 2.7 from 2016/17
0.78 3 year average

Cohort size = 30



At Dewhurst St Mary CofE Primary School the Overall Progress Score: Reading is 2.78 points. This is 2.75 points more than the national Reading average. This measure does not exist for all core subjects at school or national level.

Maths Attainment and Progress


Key Stage 2

Attainment in Maths

Pupils Achieving Expected Standard: Maths

96.8%

▲ **0.4%** from 2017/18
▲ **25.4%** from 2016/17
88.2% 3 year average



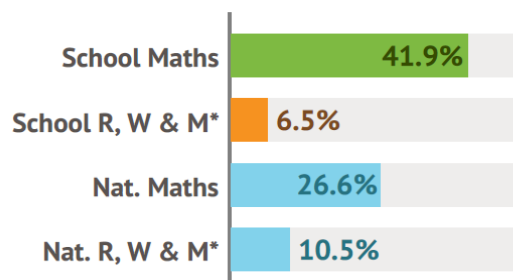
At Dewhurst St Mary CofE Primary School 96.8% of pupils achieve the expected standard in Maths. This is 22.6% higher than the average across Reading, Writing & Maths, 18.2% higher than the national Maths average and 32.0% higher than the national average for Reading, Writing & Maths average.

Cohort size = 31

Pupils Achieving Higher Standard: Maths

41.9%

▲ **31.2%** from 2017/18
▲ **31.2%** from 2016/17
21.1% 3 year average



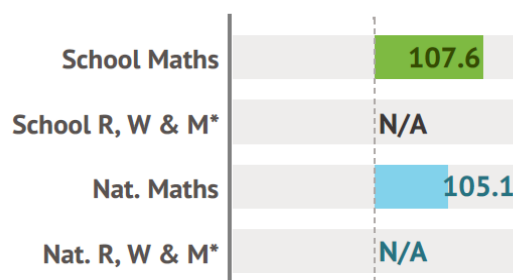
At Dewhurst St Mary CofE Primary School 41.9% of pupils achieve a high scaled score in Maths. This is 35.4% higher than the average across Reading, Writing & Maths, 15.3% more than the national Maths average and 31.4% more than the national average for Reading, Writing & Maths average.

Cohort size = 31

Average Scaled Score: Maths

107.6

▲ **2.2** from 2017/18
▲ **4** from 2016/17
105.5 3 year average



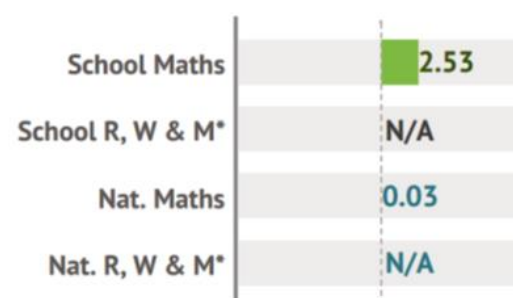
At Dewhurst St Mary CofE Primary School the Average Scaled Score for Maths is 107.6 points. This is 2.5 points more than the national Maths average. This measure does not exist for all core subjects at school or national level.

Cohort size = 31

Overall Progress Score: Maths

2.53

▲ **1.91** from 2017/18
▲ **4** from 2016/17
0.56 3 year average



At Dewhurst St Mary CofE Primary School the Overall Progress Score: Maths is 2.53 points. This is 2.50 points more than the national Maths average. This measure does not exist for all core subjects at school or national level.

Cohort size = 30

Writing Attainment and Progress

Key Stage 2

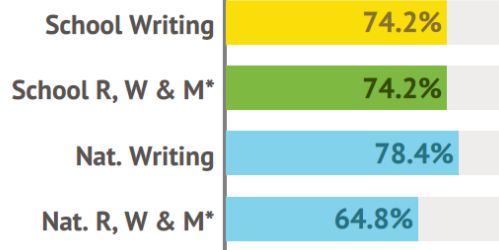
Attainment and Progress in Writing

Pupils Working at the Expected Standard: Writing

74.2%

▼ 7.9% from 2017/18
▲ 2.8% from 2016/17
75.9% 3 year average

Cohort size = 31



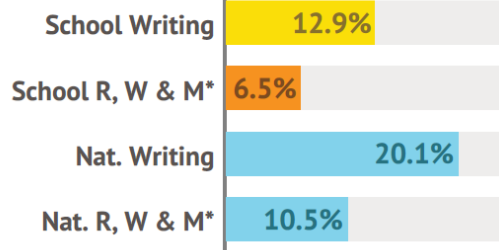
At Dewhurst St Mary CofE Primary School 74.2% of pupils achieve at the expected standard in Writing. This is in line with the average across Reading, Writing & Maths, 4.2% less than the national Writing average and 9.4% higher than the national average for Reading, Writing & Maths average.

Pupils Working at Greater Depth: Writing

12.9%

▼ 8.5% from 2017/18
▲ 2.2% from 2016/17
15.0% 3 year average

Cohort size = 31



At Dewhurst St Mary CofE Primary School 12.9% of pupils achieve greater depth within the expected standard in Writing. This is 6.4% higher than the average across Reading, Writing & Maths, 7.2% lower than the national Writing average and 2.4% higher than the national average for Reading, Writing & Maths average.

Grammar, Punctuation and Spelling

Attainment and Progress

Key Stage 2

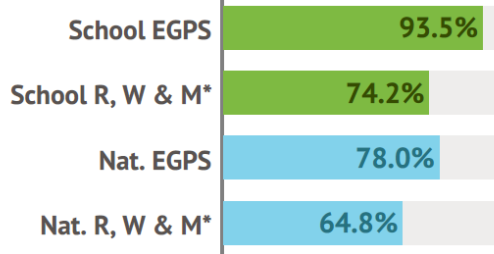
Attainment in EGPS

Pupils Achieving Expected Standard: EGPS

93.5%

▼ **6.5%** from 2017/18
▲ **22.1%** from 2016/17
88.3% 3 year average

Cohort size = 31



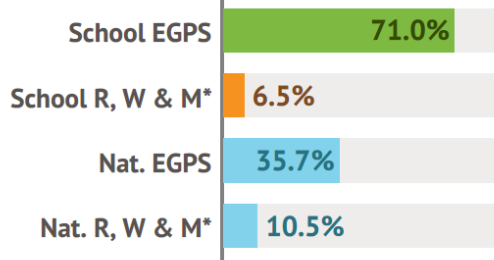
At Dewhurst St Mary CofE Primary School 93.5% of pupils achieve the expected standard in EGPS. This is 19.3% more than the average across Reading, Writing & Maths, 15.5% higher than the national EGPS average and 28.7% more than the national average for Reading, Writing & Maths average.

Pupils Achieving Higher Standard: EGPS

71.0%

▲ **24.6%** from 2017/18
▲ **35.3%** from 2016/17
51.0% 3 year average

Cohort size = 31



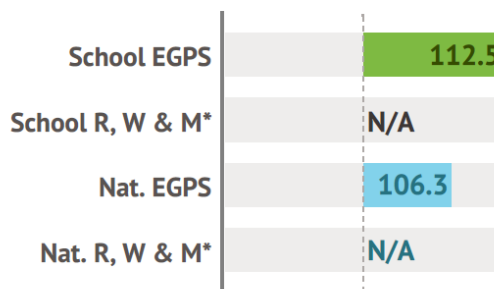
At Dewhurst St Mary CofE Primary School 71.0% of pupils achieve the higher standard in EGPS. This is 64.5% higher than the average across Reading, Writing & Maths, 35.3% more than the national EGPS average and 60.5% higher than the national average for Reading, Writing & Maths average.

Average Scaled Score: EGPS

112.5

▲ **1.9** from 2017/18
▲ **5.4** from 2016/17
110.1 3 year average

Cohort size = 31



At Dewhurst St Mary CofE Primary School 112.5 points of pupils achieve Average Scaled Score for EGPS. This is 112.5 points more than the average across Reading, Writing & Maths, 6.2 points higher than the national EGPS average and 112.5 points higher than the national average for Reading, Writing & Maths average.

